



CABINET CHASLERIE - AUDIT ET CONSEIL

AUDIT - EXPERTISE COMPTABLE - CONSEIL - ORGANISATION

CENTURY GABON SUARL
BP 1024
NIF N°047262W
RCCM: RG LBV 2019B22507

AUDIT REPORT

Sir,

You have entrusted us with the Audit of your accounts.

We performed our mission as recommended by the OHADA.

In the strict respect of the standards, we checked the authenticity of the parts, on the one hand and their taking into account in your tables on the other hand.

We were given the opportunity to check the following:

- Balance sheet as at 31st March 2024.

We have not noticed any anomalies. The balance is balanced.

The sum of **2 384 657 627 FCFA** appears in charges and in product.

- Profit and loss for the period from **01-04-2023 to 31-03-2024**.

We checked the veracity of the expenses rooms. We did not notice any anomalies.

- Schedule 1: **Equity Share Capital**

When we checked the statements, we found the amounts attached. That is the sum of: **1 725 383 474 FCFA**.

- Schedule 2: **General Reserve**

- The total amount found in this session is **(8 350 178) FCFA**

These expenses were executed according to the invoices that were product to us.

- Scheduled 4: **Trade Payable**

We did not notice any anomalies in this position.

The amount of the trade payable is **167 445 620 FCFA**

- Schedule 5: **Other current liabilities**

The expenses that appear in this item were justified by the invoices that were made available to us. Concerning this session, the amount we found is **36 933 418 FCFA**

Siège social
B.P.: 10088 Libreville - Gabon
cabinetchaslerielbv@gmail.com
cabinetchaslerie@gmail.com

Tél.: +241 77 99 22 99
+241 66 42 83 12

R.C. N° 2012A20819
NIF: 722 400M
BICIG N°0907000284600182
BICIG N°0907000284600085



– Schedule 6: **short term provision**

Not any anomaly was found during our control over these expenses. The short term provision gives us an amount of **30 928 460 FCFA**

– Schedule 7: **St Advances/Payables**

The amount here is **432 316 833 FCFA**

– Schedule 8: **Fixed Assets**

The amount of the fixed asset is **1 444 076 865 FCFA**

– Schedule 9: **Security Deposits**

Here the amount found is **8 130 500 FCFA**

– Schedule 10 : **Long Term Loans & Advances**

The total amount here is **NIL**

– Schedule 11 : **Trade Receivable**

The amount of the trade payable is **507 201 347 FCFA**

– Schedule 12 : **Cash In Hand**

The amount of the cash here is **9 22 825 FCFA**

– Schedule 13 : **Bank Accounts**

The amount in the bank is **12 448 108 FCFA**

– Schedule 14 : **Closing Stock**

The amount in the stock is **399 009 267 FCFA**

– Schedule 15 : **Other St Advances / Receivables**


Her the amount founded is **1 2 868 716 FCFA**

Made in our firm
20th May 2024



Profit & Loss Account for the period from 01.04.2023 to 31.03.2024 (Amount in fcfa)

Particulars	01.04.2023 - 31.03.2024 (Amt in fcfa)	01.04.2022 - 31.03.2023 (Amt in fcfa)	Particulars	01.04.2023 - 31.03.2024 (Amt in fcfa)	01.04.2022 - 31.03.2023 (Amt in fcfa)
Opening Stock	27,07,73,172	37,42,94,562	Sales	2,58,79,15,502	2,99,84,07,681
- Raw Materials- Logs	8,19,92,632	8,22,22,042	Export sales	2,44,20,83,074	2,84,12,58,070
-Finished Stock- Veneer	12,45,07,192	20,04,81,407	Local Sales	14,58,32,428	15,71,49,611
- Material in Transit (Spare parts)	27,66,577	28,12,435			
-Stores & Spares	6,15,06,111	8,81,18,678	Closing Stock -	39,90,09,267	27,07,73,172
Purchase	1,48,57,26,951	1,49,75,64,735	-Raw Materials- Logs	16,99,66,372	8,19,92,632
Purchase Accounts- Veneer	5,84,280	14,09,11,165	-Finished Stock- Veneer	15,51,58,298	12,45,07,192
Purchase Accounts- Logs Purchase	1,48,51,42,671	1,35,66,53,570	- Material in Transit (Spare parts)	-	27,66,577
Material in transit Gvt	-	-	-Stores & Spares	7,38,84,597	6,15,06,771
Direct Expense	35,93,63,386	26,55,68,172			
Wages	21,88,52,821	17,94,03,380			
Factory Electricity	3,61,97,502	3,46,27,986			
Stores & spares	10,43,13,063	5,15,36,806			
Gross Profit/(Loss) c/d	87,10,61,260	1,13,17,53,384			
Total	2,98,69,24,769	3,26,91,80,853	Total	2,98,69,24,769	3,26,91,80,853
Indirect Expenses			By, Gross Profit b/d	87,10,61,260	1,13,17,53,384
Administrative Exp	6,52,98,440	5,63,91,233	Indirect Income	64,57,748	2,06,03,351
Fire Extinguisher	3,00,462	3,53,359	Scrap Sales-		
Fooding & Lodging For Guests	-	3,63,800	Log Head cut	15,83,250	36,55,302
Client visit Expenses	21,58,400	18,62,100	Rolla sale	34,95,800	1,57,31,684
General Expenses	26,77,794	17,67,803	Mis. Receipt	1,21,100	27,000
Guest Entertainment Expenses	9,94,850	6,71,800	Tva Refund	65,250	9,22,698
Guest House Electricity	8,40,052	9,52,949	Gain- Insurance Claim		2,66,667
Guest House Expenses	10,97,350	16,20,781	Profit On Sale Of Consumables	11,92,348	-
Guest House Rent	1,33,32,000	1,33,32,000			
Insurance Premium	16,63,164	24,52,726			
Internet Expenses	36,36,000	36,36,000			
Local Conveyance	6,55,100	7,72,200			
Log Yard Expenses	-	14,22,622			
Local Freight	15,000	7,00,000			
Motor upkeeping Expenses	33,31,399	37,06,366			
Office Expenses	4,74,400	6,32,945			
Printing & Stationery	4,20,916	10,55,892			
Publication Charges Of PNPE	4,00,000	-			
Rebate & Discount	3,75,078	-			
Refreshment Expenses	62,000	12,500			
Repair & Maintenance	97,86,700	41,55,500			
Security Fees	1,78,000	-			
Sign Boards	40,000	1,80,500			
Mobile Recharge	7,83,500	10,26,350			
Travelling Expenses	84,60,900	36,23,150			
Veneer Trading Expenses	5,000	7,500			
Visa & Work permit	4,50,000	6,00,000			
Charges for Factory	21,28,575	24,22,990			
Pallet making Expenses	1,10,31,800	90,59,400			
Employee Cost	7,53,92,221	7,08,61,677			
Salary	4,53,21,546	3,63,25,883			
Rates & Taxes	5,85,000	90,000			
Canteen Expenses	2,03,46,150	2,47,22,714			
Labour Transport Expenses		(3,10,000)			
Medicine & Medical Expenses	45,28,025	49,22,400			
Staff welfare	46,11,500	51,10,680			
Legal & Financial Exp	2,62,16,438	2,50,76,082			
Audit Fees	36,66,300	36,66,300			
Association Fees	5,00,000	-			
Bank Charges	30,42,974	24,63,153			
Legal Documentation Exp	17,92,500	17,50,000			
Charges On Transfer of Fund	4,77,588	9,25,553			
Estate management	1,47,53,076	1,47,53,076			
Insurance Claim Rejection	12,80,000	-			
Professional Fees	7,04,000	15,18,000			
Sales & Promotion Exp	37,23,77,301	54,35,44,825			
Cha Fees	23,86,14,750	24,94,80,995			
Courier Expenses	8,04,937	13,10,886			
Sea freight	13,29,57,614	29,27,52,944			
Depreciation on fixed assets	14,03,97,503	13,63,34,791			
To General Reserve A/c (Profit/Loss transfer to General Reserve)	19,78,37,105	32,01,48,127			
Total	87,75,19,008	1,15,23,56,735	Total	87,75,19,008	1,15,23,56,735



CENTURY GABON SUARL
Plot No.E-3A,NKOK - Special Economic Zone
PK-27,Libreville,Gabon (Africa)

Balance Sheet as at Financial Quarter Ended 31.03.2024

Equity & Liabilities		Assets					
		AS AT 31.03.2024	AS AT 31.03.2023	Particulars	Schedules	AS AT 31.03.2024	AS AT 31.03.2023
Particulars	Schedules	Amounts In FCFA	Amounts In FCFA			Amounts In FCFA	Amounts In FCFA
Shareholders Fund							
Equity Share Capital	Schedule 1	1,72,53,83,474	1,49,43,11,856		Schedule 8	1,44,40,76,865	1,53,69,75,068
Share Application Money	Schedule 1	-	12,21,03,680		Schedule 9	81,30,500	81,30,500
Reserve & Surplus							
General Reserve	Schedule 2	(83,50,178)	(20,61,87,283)		Schedule 10	-	-
Non-Current Liabilities							
Long term Borrowings	Schedule 3	-	-		Schedule 11	50,72,01,347	34,00,09,889
Current Liabilities					Schedule 12	9,22,825	1,35,69,265
Trade Payable	Schedule 4	16,74,45,620	4,57,32,256		Schedule 13	1,24,48,108	16,43,46,727
Other Current Liabilities	Schedule 5	3,69,33,418	2,09,30,173		Schedule 14	39,90,09,267	27,07,73,171
Short term Provision	Schedule 6	3,09,28,460	5,22,12,446		Schedule 15	1,28,68,716	3,06,12,577
S T Advances/Payables	Schedule 7	43,23,16,833	83,53,14,069				
Total		2,38,46,57,627	2,36,44,17,197	Total		2,38,46,57,627	2,36,44,17,197



CENTURY GABON SUARL		31.03.2024	(31.03.2023)
ANNEXURE TO BALANCE SHEET (Schedule 1)		31.03.202	31.03.2023
i) SHARE CAPITAL		Amt In FCFA	Amt In FCFA
<u>Authorised -</u>			
-149431.19 Equity Shares of 10000 Each		1,49,43,11,856	1,49,43,11,856
<u>Issued & Subscribed & Paid Up</u>			
Opening Balance		1,49,43,11,856	1,49,43,11,856
-149431.19 Equity Shares of 10000 Each			
Additions during the year		23,10,71,618	-
-23107.16 Equity Shares of 10000 Each			
Closing Balance		1,72,53,83,474	1,49,43,11,856
-172538.35 Equity Shares of 10000 Each			
Share Application Money*		-	12,21,03,680
		1,72,53,83,474	1,61,64,15,536
ii) Reconciliation of Nos. Of Shares		31.03.2024	31.03.2023
Number of Equity Shares at the beginning of the year		1,49,431.19	1,49,431.19
Add:- Alloted during the year		23,107.16	-
Closing Balance		1,72,538.35	1,49,431.19
ANNEXURE TO BALANCE SHEET (Schedule 2)		31.03.2024	31.03.2023
<u>RESERVE AND SURPLUS</u>		Amt In FCFA	Amt In FCFA
i) General Reserve			
Additions during the year		(20,61,87,283)	(52,63,35,410)
Closing Balance		19,78,37,105	32,01,48,127
		a	(83,50,178)
ii) Surplus/Deficit as per Profit & Loss Account			
Opening Balance		-	-
Additions during the year		19,78,37,105	32,01,48,127
Less: Transferred To General Reserve		(19,78,37,105)	(32,01,48,127)
Closing Balance		b	-
Total		a+b	(83,50,178)
ANNEXURE TO BALANCE SHEET (Schedule 3)		31.03.2024	31.03.2023
i) Long Term Borrowings		Amt In FCFA	Amt In FCFA
Gsez for Land		-	-
Total		-	-



Schedule-8

Depreciation for the period from 01.04.2023 to 31.03.2024

Sr No	Description	Opening Balance		Addition during the period		Deduction	Closing Balance	ROD	Depreciation			WDV		
		73,03,50,000	50,000	DOA	Addition				Opening Balance	(April'23 to March'24)	Deduction	Closing Balance	As on 31-03-2024	As on 31-03-2023
1	Factory Land	73,03,50,000	50,000	21.08.2023		-	73,04,00,000	-	-	-	-	-	73,04,00,000	73,03,50,000
2	Factory Building	59,81,51,335				-	59,81,51,335	5%	2,99,07,567	9,39,86,420	9,39,86,420	9,39,86,420	50,41,64,916	53,40,72,482
	a) Factory Building	57,76,71,634				-	57,76,71,634	5%	2,88,83,582	9,14,63,842	9,14,63,842	9,14,63,842	48,62,07,792	
	b) Staff Room	2,04,79,701				-	2,04,79,701	5%	10,23,985	25,22,577	25,22,577	25,22,577	1,79,57,124	
3	Plant & Machinerries	39,32,60,136					43,97,81,909	20%	8,41,69,728	24,65,01,287	24,65,01,287	24,65,01,287	19,32,80,622	23,09,28,577
	a. Plant & Machinerries	28,68,02,067	35,09,832	15.07.2023			33,33,23,840	20%	6,28,78,115	17,90,77,843	17,90,77,843	17,90,77,843	15,42,45,997	
	Plant & Machinerries		4,14,01,941	19.09.2023										
			16,10,000	01.10.2023										
	b. Electrical Equipments	5,29,58,281					5,29,58,281	20%	1,05,91,656	3,35,40,246	3,35,40,246	3,35,40,246	1,94,18,035	
	Electrical Equipments	3,79,10,970					3,79,10,970	20%	75,82,194	2,40,10,281	2,40,10,281	2,40,10,281	1,39,00,689	
	Panel (Lt & VCB)	1,55,88,818					1,55,88,818	20%	31,17,764	98,72,918	98,72,918	98,72,918	57,15,900	
	Transformer 630 Kva													
4	Office Equipment	19,75,000	2,30,000	13.06.2023			22,05,000	25%	5,41,667	15,10,504	15,10,504	15,10,504	6,94,496	10,06,163
5	Furniture & Fixture	1,60,29,748					1,67,27,276	20%	32,99,012	95,13,045	95,13,045	95,13,045	72,14,231	98,15,715
	a. Furniture & Fixture	57,81,648	1,05,000	14.06.2023			63,44,176	20%	12,38,142	33,20,247	33,20,247	33,20,247	30,23,929	
			3,54,528	15.07.2023										
			51,000	10.08.2023										
			52,000	06.11.2023										
	b. Refrigerator	12,58,936					12,58,936	20%	2,51,787	7,73,910	7,73,910	7,73,910	4,85,026	
	c. Air Condition	82,21,989					82,21,989	20%	16,44,398	49,49,397	49,49,397	49,49,397	32,72,592	
	d. Television	2,84,527					2,84,527	20%	56,905	1,70,716	1,70,716	1,70,716	1,13,811	
	e. Washing machine	3,93,312	1,35,000	07.11.2023			5,28,312	20%	89,912.40	2,45,174	2,45,174	2,45,174	2,83,138	
	f. Micro wave	89,336					89,336	20%	17,867	53,601	53,601	53,601	35,735	
6	Heavy Vehicle	8,62,86,550					8,62,86,550	33.33%	2,24,79,531	7,79,63,950	7,79,63,950	7,79,63,950	83,22,600	3,08,02,131
	a. forklift	2,83,17,986					2,83,17,986	33.33%	78,68,152	2,83,17,986	2,83,17,986	2,83,17,986	(0)	
	b. Log Grabber Loader	3,87,62,564					3,87,62,564	33.33%	1,07,70,179	3,87,62,564	3,87,62,564	3,87,62,564	(0)	
	Vehicle	1,92,06,000					1,92,06,000	20%	38,41,200	1,08,83,400	1,08,83,400	1,08,83,400	83,22,600	
	Toyota Pickup (JM-284-AA)													
7	CWIP													
	Gross Total	1,82,60,52,769	4,74,49,301				1,87,35,52,070		14,03,97,503	42,94,75,206	42,94,75,206	42,94,75,206	1,44,40,76,869	
	Corresponding Previous Period	1,80,57,88,869	2,18,63,900				1,82,60,52,769		13,63,34,791	28,90,77,702	28,90,77,702	28,90,77,702	1,53,69,75,069	



CENTURY GABON SUARL**ANNEXURE TO BALANCE SHEET (Schedule 4)****i) Trade Payables**

Bois Et Scienrie Du Gabon (BSG)
DHL International
Gsez Log
Gabon Wood Industries
Gsez Rental
Pallet contractor (Kessou Andri Marcel)
LB Consulting
Maersk Gabon Sa (CHA)
Msc Gabon Sa
Shuang Sheng Wood Gabon Suarl
Cabinet Chaslerie
Trans Obany

Total**(31.03.2024)****(31.03.2023)****31.03.2024****31.03.2023****Amt In FCFA****Amt In FCFA**

2,71,70,838

-

58,651

78,335

5,54,08,019

35,08,731

6,53,63,639

-

1,32,71,932

59,74,474

8,09,525

6,81,739

(2,71,383)

5,59,811

-

1,61,09,500

26,47,524

-

-

1,31,71,469

29,86,875

46,00,875

-

10,47,322

16,74,45,620**4,57,32,256****ANNEXURE TO BALANCE SHEET (Schedule 5)****i) Other Short Term Liabilities**

Tax payable
Cnamgs payable
Cnss Payable
Fly Security
Salary Payable (Local)
Salary Payable (Indian)
Sotraf
Wages Payable
Stores / Consumables Loan

Total**31.03.2024****31.03.2023****Amt In FCFA****Amt In FCFA**

2,93,984

2,03,183

13,92,918

11,42,024

46,05,616

34,06,166

1,78,000

-

10,73,100

10,11,800

72,50,000

59,84,500

1,00,00,000

-

1,10,29,800

91,82,500

11,10,000

-

3,69,33,418**2,09,30,173****ANNEXURE TO BALANCE SHEET (Schedule 6)****i) Short Term Provision**

Provision for Tracers on Logs
Provision for Expenses
Provision for sea freight payable
Provision for cha fees payable

Total**31.03.2024****31.03.2023****Amt In FCFA****Amt In FCFA**

49,95,427

-

21,57,610

17,00,000

1,14,53,423

2,39,07,346

1,23,22,000

2,66,05,100

3,09,28,460**5,22,12,446****ANNEXURE TO BALANCE SHEET (Schedule 7)****i) Short Term Advance From Debtors**

Century Plyboards I Ltd - Chennai- SD
Century Plyboards I Ltd - Kandla- SD
Century Plyboards I Ltd - Kolkata- SD
Century Plyboards I Ltd - Karnal- SD
Jewel Merchant Pvt Ltd
Xin yawood

Total**31.03.2024****31.03.2023****Amt In FCFA****Amt In FCFA**

-

8,56,39,778

19,43,37,629

40,78,64,281

4,51,60,521

8,98,49,330

18,85,23,477


25,19,43,736

42,95,206


-

-

16,944

43,23,16,833**83,53,14,069**

CENTURY GABON SUARL		(31.03.2024)	(31.03.2023)
<u>ANNEXURE TO BALANCE SHEET (Schedule 9)</u>		<u>31.03.2024</u>	<u>31.03.2023</u>
i) <u>Security Deposits</u>		<u>Amt In FCFA</u>	<u>Amt In FCFA</u>
Gsez for Villa		5,55,500	5,55,500
Gsez for Electricity		75,75,000	75,75,000
Total		81,30,500	81,30,500
<u>ANNEXURE TO BALANCE SHEET (Schedule 10)</u>		<u>31.03.2024</u>	<u>31.03.2023</u>
i) <u>Long Term Loans & Advances</u>		<u>Amt In FCFA</u>	<u>Amt In FCFA</u>
Gsez for Villa(Advanc Rent)		-	-
Total		-	-
<u>ANNEXURE TO BALANCE SHEET (Schedule 11)</u>		<u>31.03.2024</u>	<u>31.03.2023</u>
i) <u>Trade Receivables</u>		<u>Amt In FCFA</u>	<u>Amt In FCFA</u>
African Elephant Wood		3,944	-
Alzo Industries		91,102	1,71,094
Gabon Veneer-2		2,91,688	-
Honglin Wood International Ltd.		-	1,83,64,248
Jinshan Wood		-	15,598
Khushi Intergroup Corporation (Cochin)		25,02,71,747	19,45,39,602
Khushi Intergroup Corporation		-	3,10,03,742
Lida Bois		-	15,693
Okoume Timber Private Limited		1,94,85,740	-
Sea Bird Ply Décor Pvt Ltd		7,12,50,918	6,56,93,975
Shivam Wood Industries		8,57,96,238	2,91,82,582
Shunag Sheng Wood Gabon (Debtors)		-	10,23,355
Woodmark Exports & Imports		8,00,09,135	-
Xin Yawood		835	-
Total		50,72,01,347	34,00,09,889
<u>ANNEXURE TO BALANCE SHEET (Schedule 12)</u>		<u>31.03.2024</u>	<u>31.03.2023</u>
i) <u>Cash In Hand</u>		<u>Amt In FCFA</u>	<u>Amt In FCFA</u>
		9,22,825	1,35,69,265
Total		9,22,825	1,35,69,265



<u>ANNEXURE TO BALANCE SHEET (Schedule 13)</u>	<u>31.03.2024</u>	<u>31.03.2023</u>
i) <u>Bank Balance</u>	<u>Amt In FCFA</u>	<u>Amt In FCFA</u>
UGB	1,19,41,759	16,36,97,578
UBA	5,06,349	6,49,149
Total	1,24,48,108	16,43,46,727
<u>CENTURY GABON SUARL</u>		
	<u>(31.03.2024)</u>	<u>(31.03.2023)</u>
<u>ANNEXURE TO BALANCE SHEET (Schedule 14)</u>	<u>31.03.2024</u>	<u>31.03.2023</u>
i) <u>Stock In Hand</u>	<u>Amt In FCFA</u>	<u>Amt In FCFA</u>
Closing Stock of Logs (Details Attached)	16,99,66,372	8,19,92,632
Closing Stock of Veener(Details Attached)	15,51,58,298	12,45,07,192
Closing Stock of Consumables	7,34,85,637	6,07,79,630
Closing Stock of Canteen Consumables	3,98,960	7,27,140
Closing Stock of Material in Transit (Spare parts)	-	27,66,577
Total	39,90,09,267	27,07,73,171
<u>ANNEXURE TO BALANCE SHEET (Schedule 15)</u>		
	<u>31.03.2024</u>	<u>31.03.2023</u>
i) <u>Other S T Advances /Receivables</u>	<u>Amt In FCFA</u>	<u>Amt In FCFA</u>
LSG	89,89,000	31,95,750
Liyanyung Chanta International	-	1,39,18,971
Shendong Huasheng International Trade Co.	-	89,08,332
Insurance Claim Receivable	-	12,80,000
New Owendo International Ports SA (NOIP SA)	1,03,200	-
Staff Advance	12,90,296	12,23,746
Prepaid Insurance	8,75,612	12,01,733
Prepaid Legal Documents Exp	5,62,500	-
Prepaid Patente (Trade License Fees)	4,05,000	4,50,000
TVA Receivable	6,43,108	4,34,045
Total	1,28,68,716	3,06,12,577



ANNEXURE TO BALANCE SHEET
Closing Stock of veneer as on 31.03.2024 (Amount in fcfa)

Closing Stock Valuation at NRV for March 24

	Qty	Rate in Euro	CHA/SF in Euro	Net Rate in Euro	Valuation(Euro)	Ex rate	Valuation (FCFA)
Ukoume Veneer - Graded/Ungraded	639.290	460.00	90.00	370.00	2,36,537.30	655.96	15,51,58,298



ANNEXURE TO BALANCE SHEET

Closing stock of logs as on 31.03.2024 (Amount In Fcfa)

Particulars	Invoice no	Invoice date	No. of Logs	Invoice Qty	Actual Qty	CI Qty	Basic rate	Timber Amount	Tracer Amt	Css amt	Fuel Charges	Transportation	Total
Closing Stock In Yards (A)													
GWI-17 (A)	GWILLOC 2380	6 March 2024	3	231,014	15,317	15,041	1,10,000	16,54,510	22,976	16,545			16,94,031
BSG-6 (B)	BSG LOC 00220	16 March 2024	11	300,802	52,889	51,937	98,000	50,89,826	79,334	50,898			52,20,058
UFG-3	9715000566	25 March 2024	2	107,866	12,760	12,760	94,080	12,00,461	15,950	12,547	38,280		12,67,238
MBP	9715000580	29 March 2024	30	166,971	166,971	166,971	1,00,800	1,68,30,677	2,08,714	1,75,403	5,00,913		1,77,15,707
TOTAL (A)			46			246,709		2,47,75,474	3,26,973	2,55,393	5,39,193	-	2,58,97,033
Closing Stock In Transit (B)													
GWI-17 (B)	GWILLOC 2380	6 March 2024	13	327,225	47,096	46,249	98,000	45,32,402	70,644	45,324			46,48,370
BSG-6 (A)	BSG LOC 00220	16 March 2024	69	332,288	338,379	332,288	1,10,000	3,65,51,680	5,07,569	3,65,517			3,74,24,765
BSG-6 (B)	BSG LOC 00220	16 March 2024	62	300,802	253,427	248,865	98,000	2,43,88,770	3,80,141	2,43,888			2,50,12,798
BSG-6 (C)	BSG LOC 00220	16 March 2024	40	125,018	127,310	125,018	83,000	1,03,76,494	1,90,965	1,03,765			1,06,71,224
GWI-18 (A)	GWILLOC 2391	28 March 2024	64	321,711	327,608	321,711	1,10,000	3,53,88,210	4,91,412	3,53,882			3,62,33,504
GWI-18 (B)	GWILLOC 2391	28 March 2024	83	299,268	304,754	299,268	98,000	2,93,28,264	4,57,131	2,93,283			3,00,78,678
TOTAL (B)			331			1,373,399		14,05,65,820	20,97,861	14,05,658	-	-	14,40,69,339
GROSS (A+B)			377			1,620,108		16,53,41,294	24,24,834	16,61,052	5,39,193	-	16,99,66,372

